



# riva star

tooth desensitising agent  
and cavity cleanser



# Biofilm + sensitivity eliminator



A **STAR** product containing three powerful components:

r i v a s t a r

1

SILVER  $\text{Ag}^+$

2

IODIDE  $\text{I}^-$

3

FLUORIDE  $\text{F}^-$

Together, these have a powerful effect to provide instantaneous relief to hypersensitivity.

### Triple-innovators

Riva Star was designed by three renowned Australian clinicians, bringing together their clinical knowledge and experience of using these three exceptional components, and combining them into one STAR product – Riva Star.

# BIOFILM ELIMINATOR

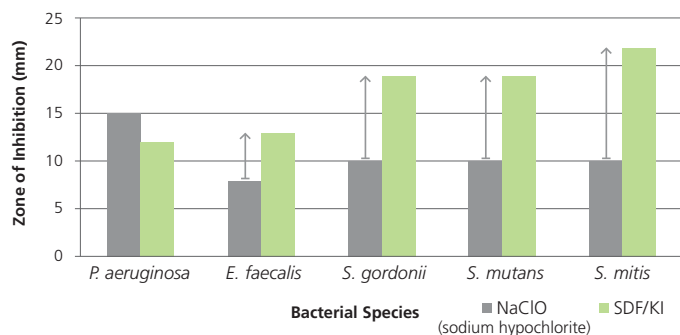
## Riva Star - Two years and beyond desensitising effect

Clinical studies support the immediate effect of Riva Star and its long term effect of over two years<sup>7</sup>.

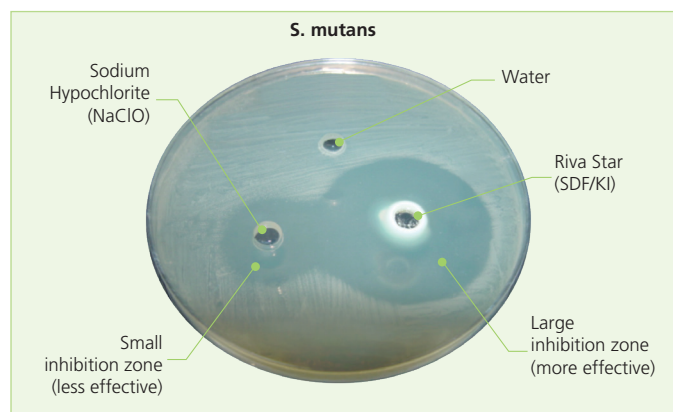
## Riva Star - Antibacterial activity

Riva Star is an effective biofilm inhibitor. This is supported by study results from Otago University (NZ), that Riva Star has a higher inhibition zone against four bacterial species compared to sodium hypochlorite.

## Antimicrobial activity of NaClO and SDF/KI against Endodontic pathogens<sup>8</sup>



## Agar plate cultured with *S. mutans*



- Assists in the elimination of biofilm<sup>1-3</sup>
- Inhibits biofilm formation<sup>1-3</sup>
- May assist in the alleviation of caries<sup>4</sup>

## Riva Star - Non-invasive

Riva Star is essential for clinicians practising Minimally Invasive Dentistry (MID)<sup>1-3,5</sup>. It conditions dentine and may assist tooth preservation.

## Riva Star - Increasing bond strengths of GICs

Pre-treating tooth surfaces with Riva Star is a great way to enhance bonding of glass ionomers to dentine<sup>6</sup>.

## Riva Star - Patented procedure

Unlike other silver fluoride systems, Riva Star's two step patented procedure minimises the risk of staining. By applying the potassium iodide solution over the silver fluoride, a silver iodide creamy white precipitate is formed and washed off.

## Riva Star - No Staining



## Riva Star - Detecting Caries

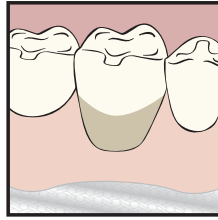
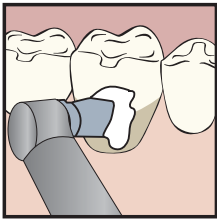
Ideal for detecting caries in its earliest stage.

## Riva Star - Indications

- Desensitising cervical tooth hypersensitivity.
- Cavity cleansing
- Detecting Caries

# riva star instructions:

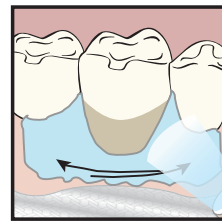
1. Clean teeth with prophylactic paste and isolate area with cotton rolls.



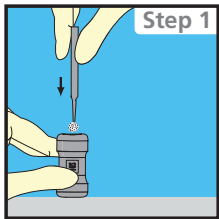
2. Dry area and apply a small amount of gingival barrier to adjacent tissue.



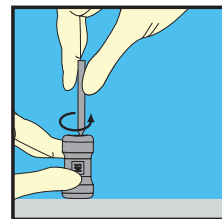
3. Light cure in a fanning motion.



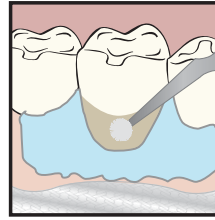
4. Using silver brush, pierce foil on silver capsule.



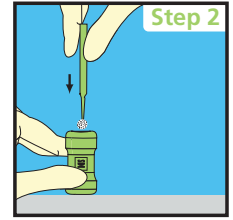
5. In circular motion, push foil to the edge of the opening.



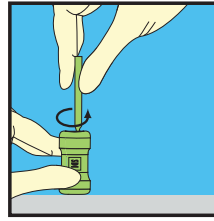
6. Carefully apply solution from silver capsule to treatment site only.



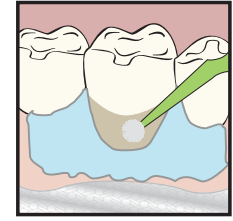
7. **Immediately** using green brush, pierce foil on green capsule.



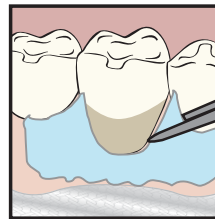
8. In circular motion, push foil to the edge of the opening.



9. Apply generous amount of solution from green capsule to treatment site. Keep applying until creamy white turns clear.




10. Blot dry, remove gingival barrier.



## CAUTION:

The material could stain teeth if incorrectly used. Patient must be informed of this risk prior to its use.



Each pair of capsules (green and silver) can treat up to 5 teeth on a patient.

1. Knight GM, McIntyre JM, Craig G, Zilm PS, Gully N.; Inability to form a biofilm of *Streptococcus mutans* on silver fluoride-and potassium iodide-treated demineralized dentin. Quintessence international (Berlin, Germany): 1985) 2009;40:155.
2. Knight GM.; The Pharmacological management of dentine to protect against plaque microorganism degradation. PhD Thesis University of Adelaide 2008.
3. Knight GM, McIntyre JM, Craig G, Zilm PS, Gully NJ.; Differences between normal and demineralized dentine pretreated with silver fluoride and potassium iodide after an in vitro challenge by *Streptococcus mutans*. Australian Dental Journal 2007;52:16-21.
4. Knight GM.; Silver Bullet. Australian Dental Journal 2010; Aesthetic update.
5. Knight GM, McIntyre J, Craig G.; Ion uptake into demineralized dentine from glass ionomer cement following pretreatment with silver fluoride and potassium iodide. Australian Dental Journal 2006;51 :23 7 -24.
6. Knight GM, McIntyre JM.; The effect of silver fluoride and potassium iodide on the bond strength of auto cure glass ionomer cement to dentine. Australian Dental Journal 2006;51:42-45.
7. Craig G. G.; Clinical evaluation of a diamine silver fluoride/potassium iodide as a dentine desensitizing agent: 2-year follow up.
8. Heo J, Tompkins GR, Love RM.; Evaluation of the Antimicrobial Activity of Combined Silver Diamine Fluoride (SDF) and Potassium Iodide (KI) as an Endodontic Medicament; University of Otago, New Zealand, 2010.

## Riva Star kit

10 x Riva Silver Capsules  
10 x Riva Green Capsules  
2 x Gingival Barrier accessories  
Reorder 8800501



Your Smile. Our Vision.

Made in Australia by SDI Limited  
Bayswater, Victoria 3153  
Australia +61 3 8727 7168  
www.sdi.com.au

Australia 1 800 337 003  
New Zealand 0800 734 034

30-07-2017

M100130 D



+D036M1001301T