

U 1303:  
ENTER THE WORLD  
OF HIGHEST QUALITY  
DENTAL UNITS –  
MADE IN GERMANY.



## LATEST TECHNOLOGY AND HIGH PERFORMANCE

# U 1303: THE NEW HEART OF YOUR PRACTICE

The U 1303 from ULTRADENT makes it easy for you to include dental-medical convenience with German top standards in your treatment rooms. It is comprehensive and uncompromising for both your patients as well as for you. It is ideal for the widest range of dentistry applications. Its compact design and highest technical quality provide convincing advantages due to its advanced functionality and reliable efficiency. Its first-class specifications offer the perfect ergonomic support for each of your movements and rounds off our U 1303.



## THE U 1303 AT A GLANCE

### 1 | High-performance LED operating light

The long-life LEDs remain so cool that no fan is needed. The result: in addition to low power consumption, these lights are completely silent. They also come with a control interface to alter the colour temperature and light intensity.

### 2 | Convenient assistant's unit

Perfect adjustment with the easy-to-use, pivoting double-jointed arm that allows ergonomic, precise work. The chair-mounted water unit moves automatically to the right height for patient and operator.

### 3 | Ergonomic upholstery

Patient comfort due to many operating positions. Available in many different colours and can be upgraded to memory foam head cushion (Tempur).

### 4 | Joy-stick for chair control

The chair position can also be changed using the display panel on the dentist's element. Hands-free changes can be made using the toggle switch in the chair base.

### 5 | Dentist's element

Comprehensively equipped with all the functions for efficient use from the patient chair, water unit and dental instruments.

### 6 | Mobile instrument holder

Can be easily tilted for the best working position. The dentist's element, assistant's unit and OP lamps all adapt automatically to the height of the patient chair.

### 7 | Foot control switch

The foot control switch is easy to operate. All instrument functions are clearly organised. Its series stirrup makes it easy to position. A wireless foot control switch is additionally available.




The U 1303 is shown here with standard paint in pure white, RAL 9010 with upholstery in black 1007 T. We offer 6 selectable and attractive upholstery colours:




1007 T/Black



1604 T/Bordeaux




5003 T/Dark blue



3493 T/Aqua marine green



5503 T/Saffron yellow



1011 T/Light gray

For an extra charge we offer you more than 20 other upholstery colours.

# DENTIST'S ELEMENT U 1303 T

Have everything in view, your instruments conveniently located and all functions at your fingertips. You can control all instruments and settings (variable speed or intensity, clockwise and anticlockwise rotation of the micromotor, spray water on/off) safely and precisely from the dentist's element and foot control switch while you treat the patient. Keys with easy-to-understand icons and a generously sized digital control panel assist you.



#### Relay key

E.g. assistant call, door opener



#### "Sub-programs" menu key

E.g. for display contrast, light intensity



#### Water disinfection/instrument hose rinsing

For rinsing or intensive disinfection with pressurised water bottle



#### Bowl flush

For cleaning the spittoon at the press of a button



#### Cup filler

With automatic water stop



#### Keypad lock

Prevents keys from unintentional activation during cleaning



#### Key for changing chair position

Rinsing position



#### Programmable position keys

E.g. retrieve pre-programmed position immediately or manually adjust the treatment chair



#### Programmable zero-position

Short press returns chair to entry/exit position

# SERIAL F

## WATER UNIT

The attractive water unit is firmly connected to the patient chair. Its spittoon and cup filler are equipped with a timer. Time intervals can be individually programmed for optimal rinsing and the correct amount of water in the cup.

## ASSISTANT'S UNIT

This element is directly connected to the water unit via a double-jointed arm. The movable arm ensures that it can be flexibly moved to the right position. Whether you work two- or four-handed, the functionality is uncompromised.



#### Bowl flush

For cleaning the spittoon at the press of a button



#### Cup filler

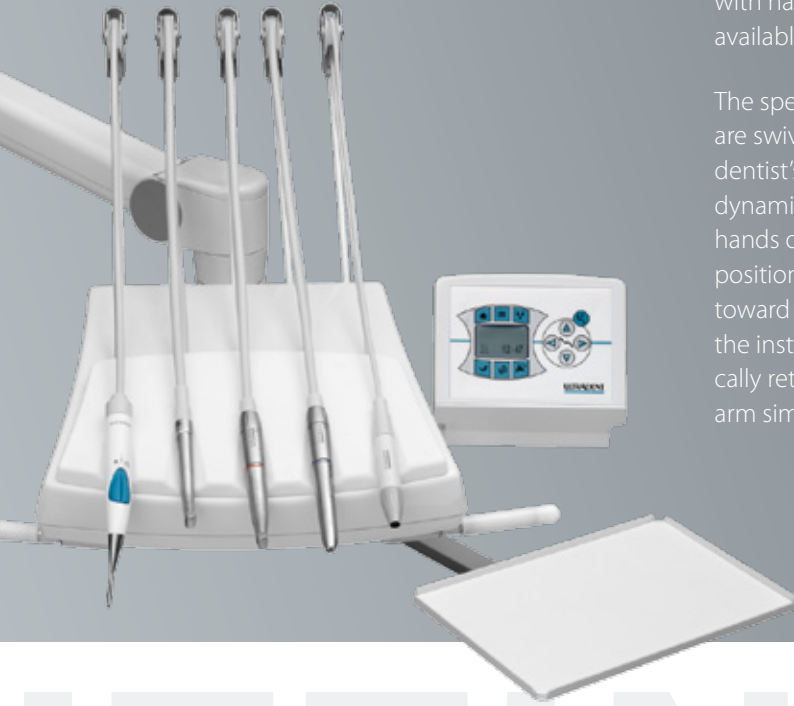
With automatic water stop



## DENTIST'S ELEMENT U 1303 C

As an alternative to the dentist's element U 1303 T with hanging tubes the version U 1303 C is available.

The special feature of this highly convenient device are swiveling and fully movable arms on which the dentist's instruments are mounted. This form of dynamic mounting brings them very close to the hands of the dentist. All instruments are in a perfect position right at the fingertips and can be pulled toward the patient without any exertion. As soon as the instrument isn't needed any more, it automatically retracts into its starting position. The swiveling arm simply takes it back.




# ITTINGS

## LED TREATMENT LIGHT "SOLARIS 3"

The light head contains 2 high quality LEDs that create an absolutely uniform spotlight area of 170 x 85 mm.

The lighting effect is extra high with minimal heat development and – because no cooling fan is needed – it makes no noise.

The light intensity is microprocessor controlled and adjustable from 3,500 to 35,000 Lux. The colour temperature amounts exactly 5,000 Kelvin. With a service life of minimum 50,000 hours the LED's are extra durable and make this OP light equally attractive due to the low power consumption.



# NO CHANCE FOR CROSS-INFECTION: HYGIENE ADVANTAGES OF THE U 1303

Risks are best handled by making sure they don't arise in the first place. Your new U 1303 treatment unit helps you completely avoid the potential hazards of cross-infections. Here as well, team spirit and seamless coordination are what count.

**Thoroughly thought-out functions make your environment clean in 20 seconds:**



A low-maintenance filter system enables rapid cleaning and disinfection with only a few motions.



The spittoon can be easily removed, which simplifies cleaning the contact surfaces.



The tray table handle of the dentist's element can also be removed for comprehensive cleaning.



Instrument drives, motor hoses, scaler tubing and syringes can all be rinsed together in a special device located at the treatment centre. This special device is optionally available.

## SUPPLEMENTARY EQUIPMENT

### Dentist's element

- > Second dental turbine with fibre optic for 4-hole connection
- > Turbine fitting(s) with adjustable speed
- > 1 K 2 micro motor with fibre optic
- > Piezoceramic scaler, without lamp
- > X-ray viewer LED 15 x 30, fixed, mounted on tray table (U 1303 T)

- > Cordless foot controller, infinitely variable
- > X-ray viewer LED 3 x 5 (integrated in dentist's element)

### Junction box

- > Pressurised water bottle

### Tray table

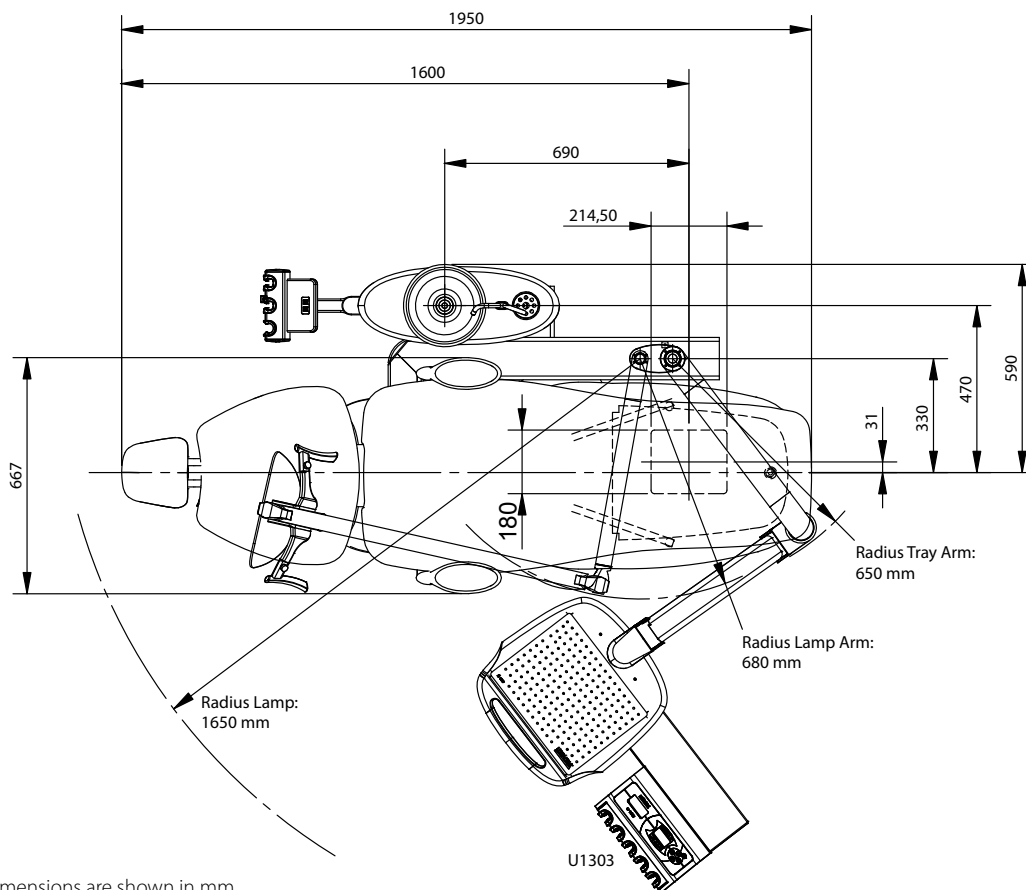
- > Holder for a disposable cup
- > Patient service box



## PRECISE PLANNING:

# THE DIMENSIONS OF THE U 1303

The U 1303 gives you the chance to add the most modern, compact and highly functional dental technology to your practice. The sketch below shows how much space you will need to plan.



All dimensions are shown in mm.

### Treatment lamp

- > 230 V LED treatment lamp "Solaris 3", ceiling-mounted with transformer
- > LED unit-mounted "Solaris 3", with transformer and lamp for mounting

### Water unit/assistant's element

- > Ceramic bowl, pivoting
- > 3-way syringe (assistant's element)
- > "Mini-LED" light-polymerisation
- > Assistant's element "Compact" with chair control
- > Spittoon valve


### Patient chair

- > Headrest "Uni", extendable, double-pivoting
- > Seat/backrest compensation (Trendelenburg movement)
- > Memory foam head cushion
- > Armrest, left
- > Armrest, right

### Dentist's stools

- > Dentist's stool "IRON A"
- > Dentist's stool "IRON D"
- > Dentist's stool "IRON S"

Your ULTRADENT experts provide comprehensive advice:



**ULTRADENT**

Ultradent  
Dental-Medizinische Geräte  
GmbH & Co. KG

Eugen-Sänger-Ring 10  
85649 Brunnthal, Germany

Tel.: +49 89 42 09 92-0  
Fax: +49 89 42 09 92-50

info@ultradent.de  
www.ultradent.de



You can see additional  
treatment units on our website  
[www.ultradent.de/en/products/  
treatment-units](http://www.ultradent.de/en/products/treatment-units)

Errors and technical modifications excepted.  
Status: June 2014 · Art. No. 367080